

# KEY FIGURES

(in millions)



POPULATION MOVEMENTS <sup>(2)(4)</sup>

**3.44**

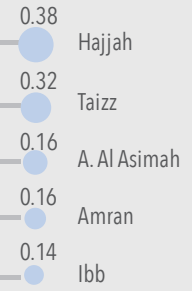


IDPs <sup>(4)</sup>

**2.0**



TOP 5 GOVERNORATES OF DISPLACEMENT <sup>(2)</sup>




IDP RETURNEES <sup>(4)</sup>

**1.0**

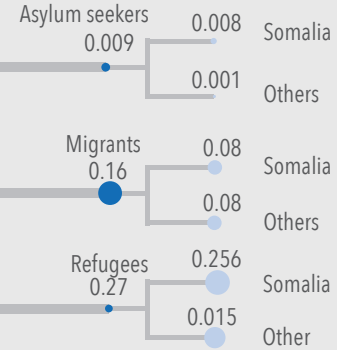


TOP 5 GOVERNORATES OF RETURN <sup>(4)</sup>



REFUGEES & MIGRANTS <sup>(2)(5)</sup>

**0.44**



<sup>(\*)</sup> Acute Need: People who require immediate assistance to save and sustain their lives. Moderate Need: People who require assistance to stabilize their situation and prevent them from slipping into acute need.

<sup>(1)</sup> Yemen Central Statistical Organization (2017)

<sup>(2)</sup> UNHCR (as of Aug 2017) and IOM (as of October 2017).

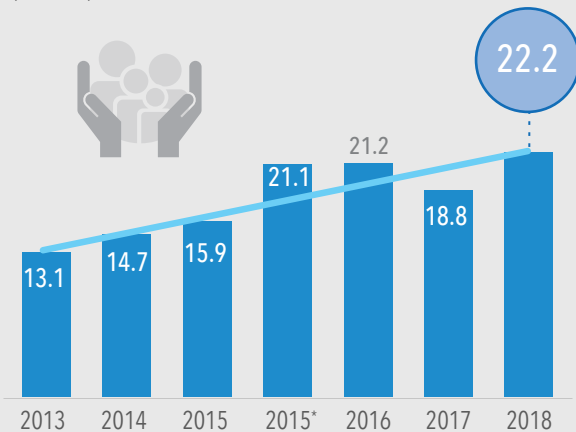
<sup>(3)</sup> Calculated by deducting "Population Movements" figures from "People in Need".

<sup>(4)</sup> Figures include people displaced by conflict and natural disasters. Task Force on Population Movement (TFPM), 16th Report (Oct. 2017).

<sup>(5)</sup> Breakdown refers to countries of origin.

## PEOPLE IN NEED (2013 - 2018)

(in millions)



## POPULATION TYPE BY SEX AND AGE

(in millions)



	WOMEN	GIRLS	MEN	BOYS
PPL IN NEED	5.4	5.5	5.5	5.8
PPL IN ACUTE NEED	2.7	2.8	2.8	3
IDPs	0.46	0.54	0.42	0.56
RAM <sup>(**)</sup>	0.05	0.02	0.08	0.02

\*Revised HNO 2015; HNO 2016; HNO 2017.

Sources: CAP 2013; HNO 2014, HNO 2015;

<sup>(\*\*)</sup> Refugees and Migrants.