




































































PEOPLE TARGETED

(in millions)	PEOPLE IN ACUTE NEED VS PEOPLE IN NEED		PEOPLE TARGETED (CLUSTERS)	PEOPLE TARGETED (RAM)*	TOTAL PEOPLE TARGETED VS PEOPLE IN NEED		
	Acute PIN	Total PIN					
 Abyan	0.29	 58%	0.51	0.34	0.001	 67%	
 Aden	0.60	 66%	0.91	0.44	0.06	 49%	
 Al Bayda	0.09	 20%	0.45	0.32		 71%	
 Al Dhale'e	0.27	 53%	0.52	0.35		 67%	
 Al Hudaydah	1.67	 61%	2.74	1.56	0.005	 57%	
 Al Jawf	0.34	 69%	0.50	0.32	0.001	 65%	
 Al Maharah	0.05	 49%	0.10	0.05	0.002	 52%	
 Al Mahwit	0.23	 49%	0.48	0.27		 55%	
 Am. Al Asimah	1.01	 43%	2.36	1.34	0.06	 57%	
 Amran	0.40	 44%	0.89	0.49		 55%	
 Dhamar	0.65	 48%	1.35	0.51		 38%	
 Hadramaut	0.33	 38%	0.86	0.51	0.01	 59%	
 Hajjah	1.27	 63%	2.02	1.36		 67%	
 Ibb	0.38	 20%	1.90	1.32		 69%	
 Lahj	0.55	 62%	0.88	0.56	0.02	 64%	
 Marib	0.11	 41%	0.27	0.14		 53%	
 Raymah	0.13	 34%	0.39	0.14		 36%	
 Sa'ada	0.66	 77%	0.86	0.55	0.001	 64%	
 Sana'a	0.32	 30%	1.05	0.61	0.001	 58%	
 Shabwah	0.22	 40%	0.55	0.29	0.01	 53%	
 Socotra	0.01	 20%	0.03	0.01		 45%	
 Taizz	1.68	 65%	2.56	1.62	0.004	 63%	
TOTAL	11.3		22.2	13.1		1.7	 59%

* RAM refers to refugees and migrants, who will be covered by the Refugees and Migrant Multi-Sector Response Plan. RAM figures are included in the totals by governorate.